



LOST TRI SUITS FOR SALE!

Cycling Jersey



Women's



BACK



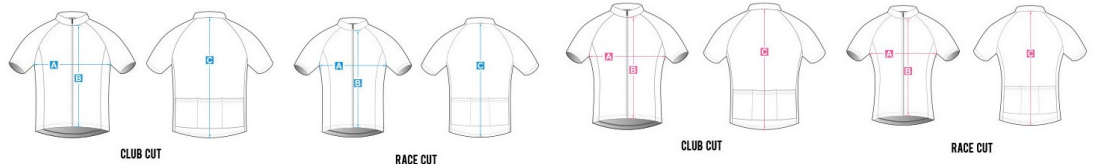
Men's



BACK

\$82.00
+ HST Pick up at
LOST beach
Shipping available upon
request. Charges extra.

Size Charts



Short Sleeve Cycling Jersey Men's Club Cut

SIZING	XS	S	M	L	XL	2XL	3XL	4XL	
A	1/2 Chest Width	20-21	21-22	22-23	23-24	24-25	25-26	26-27	27-28
	Front Length	51-53.5	53.5-56	56-58.5	58.5-61	61-63.5	63.5-66	66-68.5	68.5-71
B	Front Length	20.5-21	21-21.5	21.5-22	22-22.5	22.5-23	23-23.5	23.5-24	23.5-24
	Back Length	52-53	53-54	55-56	56-57	57-58	58-59	59-60	60-61
C	Back Length	26.5-27	27-27.5	27.5-28	28-28.5	28.5-29	29-29.5	29.5-30	29.5-30
		67-68	68-69	70-71	71-72	72-73	73-74	74-75	75-76

Note: All measurements are approximate.

INCH CM

Short Sleeve Cycling Jersey Women's Club Cut

SIZING	XS	S	M	L	XL	2XL	3XL	4XL	
A	1/2 Chest Width	18-19	19-20	20-21	21-22	22-23	23-24	24-25	25-26
	Front Length	45-48	48-50.5	50.5-53	53-55.5	55-58	58-60.5	60.5-63	63-65.5
B	Front Length	19-19.5	19.5-20	20-20.5	20.5-21	21-21.5	21.5-22	22-22.5	22-22.5
	Back Length	49-50	50-51	51-52	52-53	53-54	54-55	56-57	56-57
C	Back Length	24-24.5	24-24.5	25-25.5	25-25.5	25-26	26-26.5	26.5-27	27-27.5
		61-62	63-64	64-65	65-66	66-67	67-68	68-69	69-70

Note: All measurements are approximate.

INCH CM



LOST TRI SUITS FOR SALE!

Cycling Shorts

Women's



\$92.00

+ HST Pick up at LOST beach
Shipping available upon request. Charges extra.

Men's



Size Charts



Cycling Shorts Men's Race Cut

SIZING	XS	S	M	L	XL	2XL	3XL	4XL
A 1/2 Waist	11-12	12-13	13-14	14-15	15-16	16-17	17-18	18-19
	29-31	31-33	33-35	35-37	37-39	39-41	41-43	43-45
B 1/2 Hips	11-12	12-13	13-14	14-15	15-16	16-17	17-18	18-19
	29-31	31-33	33-35	35-37	37-39	39-41	41-43	43-45
C 1/2 Leg	5.5-6	6-6.5	6.5-7	7-7.5	7.5-8	8-8.5	8.5-9	9-9.5
	15-16	16-17	17-18	18-19	19-20	20-21	21-22	22-23
D Inseam	8.5-9	9-9.5	9.5-10	10-10.5	10.5-11	11-11.5	11.5-12	12-12.5
	22-23	23-24	24-25	25-26	26-27	27-28	28-29	29-30

Note: All measurements are approximate.

□ INCH □ CM



Cycling Shorts Women's Race Cut

SIZING	XS	S	M	L	XL	2XL	3XL	4XL
A 1/2 Waist	10-11	11-12	12-13	13-14	14-15	15-16	16-17	17-18
	27-29	29-31	31-33	33-35	35-37	37-39	39-41	41-43
B 1/2 Hips	10-11	11-12	12-13	13-14	14-15	15-16	16-17	17-18
	27-29	29-31	31-33	33-35	35-37	37-39	39-41	41-43
C 1/2 Leg	5-5.5	5.5-6	6-6.5	6.5-7	7-7.5	7.5-8	8-8.5	8.5-9
	14-15	15-16	16-17	17-18	18-19	19-20	20-21	21-22
D Inseam	7-7.5	7.5-8	8-8.5	8.5-9	9-9.5	9.5-10	10-10.5	10.5-11
	19.5-20.5	20.5-21.5	21.5-22.5	22.5-23.5	23.5-24.5	24.5-25.5	25.5-26.5	26.5-27.5

Note: All measurements are approximate.

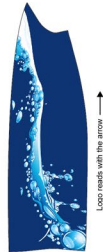
□ INCH □ CM



LOST TRI SUITS FOR SALE!

Triathlon Singlet

RIGHT SIDE PANEL



Logo reads with the arrow



Women's

Logo reads with the arrow



LEFT SIDE PANEL



BACK

RIGHT SIDE PANEL



Logo reads with the arrow



Men's

Logo reads with the arrow



LEFT SIDE PANEL



\$91.00

+ HST Pick up at LOST beach
Shipping available upon request. Charges extra.

Size Charts



Triathlon Singlet Men

SIZING	XS	S	M	L	XL	2XL	3XL	4XL	
A	1/2 Chest Width	14-14.5	14.5-15	15.5-16	16-16.5	17-17.5	17.5-18	18-18.5	19-19.5
		35-36	37-38	39-40	41-42	43-44	45-46	47-48	49-50
B	Front Length	17.5-18	18-18.5	19-19.5	20-20.5	21-21.5	21.5-22	22.5-23	23-23.5
		45-46	47-48	49-50	51-52	53-54	55-56	57-58	59-60
C	Back Length	21-21.5	21.5-22	22.5-23	23-23.5	24-24.5	24.5-25	25.5-26	26.5-27
		53-54	55-56	57-58	59-60	61-62	63-64	65-66	67-68

Note: All measurements are approximate.

☐ INCH ☐ CM



Triathlon Singlet Women

SIZING	XS	S	M	L	XL	2XL	3XL	4XL	
A	1/2 Chest Width	13-13.5	14-14.5	14.5-15	15.5-16	16-16.5	17-17.5	17.5-18	18-18.5
		33-34	35-36	37-38	39-40	41-42	43-44	45-46	47-48
B	Front Length	17-17.5	17.5-18	18-18.5	19-19.5	20-20.5	21-21.5	21.5-22	22.5-23
		43-44	45-46	47-48	49-50	51-52	53-54	55-56	57-58
C	Back Length	20-20.5	21-21.5	21.5-22	22.5-23	23-23.5	24-24.5	24.5-25	25.5-26
		51-52	53-54	55-56	57-58	59-60	61-62	63-64	65-66

Note: All measurements are approximate.

☐ INCH ☐ CM



LOST TRI SUITS FOR SALE!

Triathlon Shorts

Women's



\$90.00

+ HST Pick up at LOST beach
Shipping available upon request. Charges extra.

Men's



Size Charts



Cycling Shorts Men's Race Cut

SIZING	XS	S	M	L	XL	2XL	3XL	4XL
A 1/2 Waist	11-12	12-13	13-14	14-15	15-16	16-17	17-18	18-19
	29-31	31-33	33-35	35-37	37-39	39-41	41-43	43-45
B 1/2 Hips	11-12	12-13	13-14	14-15	15-16	16-17	17-18	18-19
	29-31	31-33	33-35	35-37	37-39	39-41	41-43	43-45
C 1/2 Leg	5.5-6	6-6.5	6.5-7	7-7.5	7.5-8	8-8.5	8.5-9	9-9.5
	15-16	16-17	17-18	18-19	19-20	20-21	21-22	22-23
D Inseam	8.5-9	9-9.5	9.5-10	10-10.5	10.5-11	11-11.5	11.5-12	12-12.5
	22-23	23-24	24-25	25-26	26-27	27-28	28-29	29-30

Note: All measurements are approximate.

□ INCH □ CM



Cycling Shorts Women's Race Cut

SIZING	XS	S	M	L	XL	2XL	3XL	4XL
A 1/2 Waist	10-11	11-12	12-13	13-14	14-15	15-16	16-17	17-18
	27-29	29-31	31-33	33-35	35-37	37-39	39-41	41-43
B 1/2 Hips	10-11	11-12	12-13	13-14	14-15	15-16	16-17	17-18
	27-29	29-31	31-33	33-35	35-37	37-39	39-41	41-43
C 1/2 Leg	5-5.5	5.5-6	6-6.5	6.5-7	7-7.5	7.5-8	8-8.5	8.5-9
	14-15	15-16	16-17	17-18	18-19	19-20	20-21	21-22
D Inseam	7-7.5	7.5-8	8-8.5	8.5-9	9-9.5	9.5-10	10-10.5	10.5-11
	19.5-20.5	20.5-21.5	21.5-22.5	22.5-23.5	23.5-24.5	24.5-25.5	25.5-26.5	26.5-27.5

Note: All measurements are approximate.

□ INCH □ CM



LOST TRI SUITS FOR SALE!

Triathlon Suit



Women's

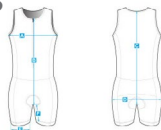


Men's

\$180.00

+ HST Pick up at LOST beach
Shipping available upon request. Charges extra.

Size Charts



Triathlon Suit Men									
SIZING	XS	S	M	L	XL	2XL	3XL	4XL	
A	1/2 Chest Width	14-14.5	15-15.5	16-16.5	16.5-17	17.5-18	18-18.5	19-19.5	19.5-20
	Front Crotch	36-37	38-39	40-41	42-43	44-45	46-47	48-49	50-51
B	Front Crotch	23.5-24	24-24.5	24.5-25	25-25.5	25.5-26	26-26.5	26.5-27	27-27.5
	Back Crotch	60-61	61-62	63-64	64-65	66-67	67-68	69-70	70-71
C	Back Crotch	27.5-28	29-29.5	30-30.5	31-31.5	32-32.5	33-33.5	34-34.5	35-35.5
	1/2 Hips	15-15.5	16-16.5	16.5-17	17.5-18	18-18.5	19-19.5	19.5-20	20-20.5
D	1/2 Hips	38-39	40-41	42-43	44-45	46-47	48-49	50-51	52-53
	1/2 Leg	7.25-7.5	7.5-7.75	7.75-8	8.25-8.5	8.75-9	9-9.25	9.5-9.75	10-10.25
E	1/2 Leg	18-19	19-20	20-21	21-22	22-23	23-24	24-25	25-26
	Inseam	6-6.25	6.25-6.5	6.75-7	7.25-7.5	7.5-7.75	7.75-8	8.25-8.5	8.75-9
F	Inseam	15-16	16-17	17-18	18-19	19-20	20-21	21-22	22-23

Note: All measurements are approximate.

INCH CM



Triathlon Suit Women									
SIZING	XS	S	M	L	XL	2XL	3XL	4XL	
A	1/2 Chest Width	12-12.5	13-13.5	14-14.5	14.5-15	15-15.5	16-16.5	17-17.5	17.5-18
	Front Crotch	31-32	33-34	35-36	37-38	39-40	41-42	43-44	45-46
B	Front Crotch	21.5-22	22.5-23	23-23.5	24-24.5	24.5-25	25.5-26	26.5-27	27.5-28
	Back Crotch	55-56	57-58	59-60	61-62	63-64	65-66	67-68	69-70
C	Back Crotch	23-23.5	24-24.5	25-25.5	26-26.5	27-27.5	28-28.5	29-29.5	30-30.5
	1/2 Hips	14-14.5	14.5-15	15-15.5	16-16.5	17-17.5	17.5-18	18-18.5	19-19.5
D	1/2 Hips	35-36	37-38	38-39	40-41	42-43	44-45	46-47	48-49
	1/2 Leg	6-6.25	6.25-6.5	6.75-7	7.25-7.5	7.5-7.75	7.75-8	8.25-8.5	8.75-9
E	1/2 Leg	15-16	16-17	17-18	18-19	19-20	20-21	21-22	22-23
	Inseam	5.75-6	6-6.25	6.25-6.5	6.75-7	7.25-7.5	7.5-7.75	7.75-8	8.25-8.5
F	Inseam	14-15	15-16	16-17	17-18	18-19	19-20	20-21	21-22

Note: All measurements are approximate.

INCH CM